

# **T3 Smart True Wireless**

## **T3-SMART-901**



**Bluetooth 5.1**



**IPX4**



**Up to 16 hours  
With charged case**



**Lightweight**

## ◇ Product overview

T3 Smart True Wireless earphone is an in ear true wireless. With high performance of chipset AD6976D8 which is equipped with ARM®Cortex™-M0 32-bit single-core processor, has 8MB system flash memory, supports dual-mic ENC noise reduction, supports general multi-protocol SoC, and Bluetooth 5.1+BR+EDR+BLE protocol. It has 20 adjustable sound effects, supports MP2, MP3, WMA, APE, FLAC, AAC, MP4, M4A, WAV, AIF, AIFC audio formats, highly integrated, cost-effective, low-power Bluetooth SoC.



Chip: AD6976D8

CPU: 32-bit DSP supports hardware Float Point Unit(FPU)

Memory: Flash 8M

Supported bands: Supports MP2, MP3, WMA, APE, FLAC,AAC, MP4, M4A, WAV, AIF, AIFC audio decoding

Supported protocols: Bluetooth 5.1+BR+EDR+BLE specification

Audio performance: Dual MIC call noise reduction

Sensitivity: -94dBm

Transmit power: +8dBm

Receive current: 3.5mA

Transmit current: 7mA

Package: QFN32 (4mmx4mm)

Application area: noise reduction TWS

Ref:<https://www.lenzetech.com/news/20210308151013297>

## ◆ Specifications

Earbud	
Chipset	AD6976D8
Bluetooth	V5.1
Master-slave switch	Support
Speaker size	6mm
Impedance	16Ω
Frequency response	20HZ-20KHZ
Microphone diam	3.72X2.24X1.1mm
Range	≤10M
Music play time	About 6 Hours
Battery capacity	40mAh
Charging time	About 1.2h
Earbud Weight	About 3.5g
Earbud Size	26X17X15mm
Charging case	
Battery capacity	300mAh
Charging time	About 1.5h
Output	5V/45mA
Size	44x44x35mm
Weight	About 35g

Remark: When headphones are charging, the LED indicators are red. After the headphones are fully charged, LED indicators will be turned off.

## ◇ Package Content

Headphone (Left and Right) \*1

Charging Case\*1

Eartipx3 Pairs (M size are already installed)

USB-C Cable\*1

User manual\*1

## ◇ How to pair

First time pairing

- Open the charging case and remove the headphones  
the headphones will turn on and enter pairing mode automatically.  
(One headphone's LED indicator flashes red and white alternately, and the other headphone's LED indicator flashes white every 5 seconds).
- Turn on the Bluetooth of your device and search for pairing name "Monster N-Lite 110 AirLinks" to pair, then successfully paired  
(Indicator turns off).

## ◇ How to use

Open the charging case and remove the headphones, the headphones will connect to your previous connected device automatically.

Once paired, the left and right headphones can be used separately.

## Functions

### Power-On

Method 1: Take out the Earbuds from the charging case, it will auto power on.  
Method 2: Tap the multi-function buttons for 2s.



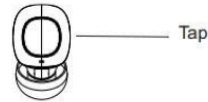
### Power-Off

Method 1: Put the EarBuds back into the charging case, it will auto power off.  
Method 2: Tap the multi-function buttons for 5s



### Play the music

Tap the multi-function button to play the music



### Increase Volume

When palying music, Long press "RIGHT" multi-function button to increase volume



### Decrease Volume

When palying music, Long press "LEFT" multi-function button to decrease volume



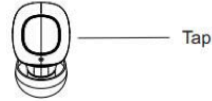
### Voice Assistant

Tap the multi-fuction button for 3 times to activate the voice assistant (eg.Siri)



### Pause the music

Tap the multi-function button to pause the music



### Skip to last song

Tap the LEFT multi-function button twice to play last song.



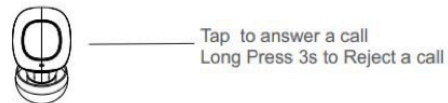
### Skip to next song

Tap the RIGHT multi-function button twice to play next song.



### Answer/Reject a call

Tap the multi-function button to answer the call  
Long press least 3s to reject a call



截图(Alt + A)

## Specification

Model: C50  
Chipset: JL6973  
Bluetooth Version: V5.1  
Range: ≤10m  
Earbud battery capacity: 40mAh  
Charging case battery capacity: 300mAh  
Charging time: 1.5H  
Playing time: About 4H

\*NOTE\* actual results may vary by device