

T3 Smart Camera

T3-Smart-201



Screenshot



Speak



Record



Photo album



Playback



Direction

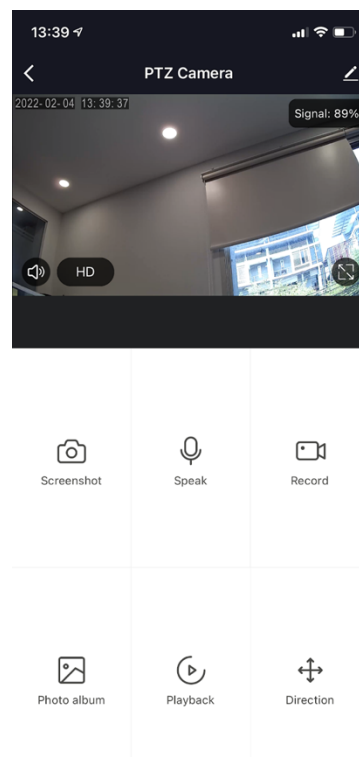
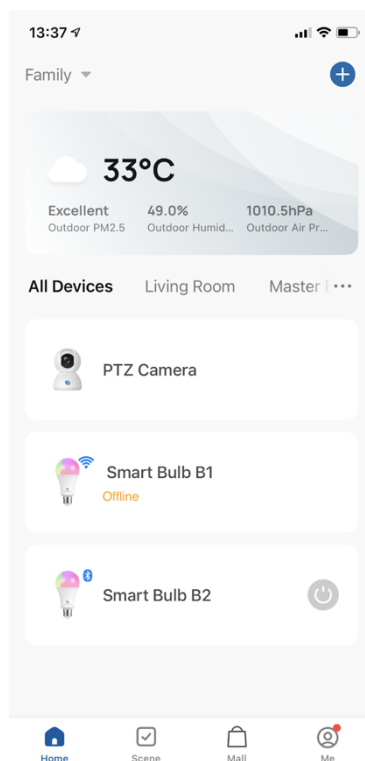


download
T3 Smart App

◇ Smart function

T3 Smart camera is a CCTV camera inside the building. You can see the camera through T3 smart application with HD mode and VDO 1080P resolution. Moreover, there are smart function as following:

- i. Unique appearance, with appearance patent
- ii. Support two-way voice
- iii. Support mobile tracking, APP can be remotely controlled
- iv. Support SD card (max 128GB) storage and cloud storage (Insert SD card under camera lens)
- v. Support night vision and motion detection alarm
- vi. 3D noise reduction, wide bitstream, high-definition picture quality



◆ Specifications

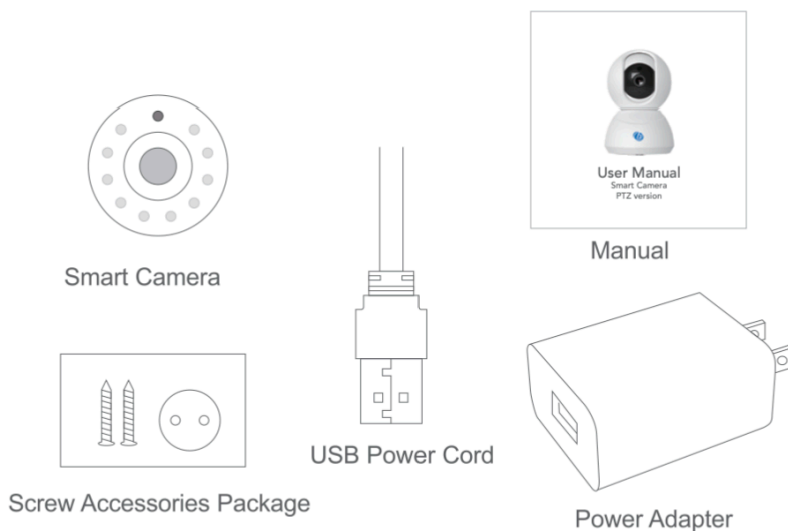
Camara	
Image sensor +chip	1/2.7-inch CMOS sensor 2300+ Ingenic T21
Lens	3.6mm fixed
IR LED quantity	2
Minimum illumination	0.01Lux
Night vision range	8-10 meters
IR cut filter	IR cut filter with auto switch
Termination(s)	N/A
PIR Motion sensor	NO
Dimensions	76.5*76.5*117.5MM
Weight	0.18KG
Video/image	
resolution	1080P / 2MP
compression	H.264 High profile
Effective number of pixels	1920x1080P
Viewing angle	105 degree
Frame rate	1080P 18FPS
Mirror flip	Yes
View mode	HD & SD
Audio	
Communication	two way audio
Input	built in MIC& Speaker
Output	built in MIC& Speaker

Network	
Interface	RJ45
Supported protocols	IP, TCP, DHCP WPS.
Dynamic DNS	yes
Port forwarding	P2P
Stream	Dual Stream
DHCP	Automatic
Wireless	
Output Power	802.11g: 10.95dBm(0.012w) 802.11b: 10.74dBm(0.012w) 802.11nHT40:11.58dBm(0.014w) 802.11nHT20: 11.07dBm(0.013w)
Frequency	2412~2462MHZ
Antennas	One, Omnidirectional
Antenna gain	3dBi
Network security	WEP, WPA-PSK, WPA2-PSK
Fcc Identifier No	2APD7-R9820
Bandwidth	40,000khz
Modulation	DSSS,OFDM
Pan/Tilt	
Range	Horizontal:355 degree Vertical:110 degree
Surveillance management	
Remote management	app remote
Multiple user management	N/A
Split screen view	N/A
Mobile app	IOS & Android

Alarm and notifications	
Motion detection	yes
Notification method	mobile push
Notification scheduling	time scheduled
Additional information	
Warranty and tech support	1 year
Certifications	CE, FCC ID, UL(option)
Smart APP	T3 Smart
Storage mode	SD card (up to 128G)
Power parameters	5V 1A

◇ Package Content

Smart camera*1, USB Power Cord *1, User manual*1, Screw Accessories Package, Power Adapter

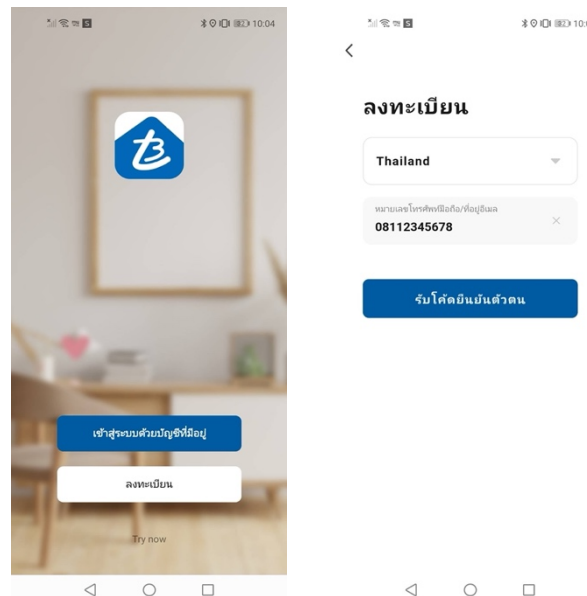


◇ How to connect product with Application

1. Use your smartphone to scan QR code, or search “T3 Smart” app in Google Play Store or APP Store to download and install. This Application support android and IOS.

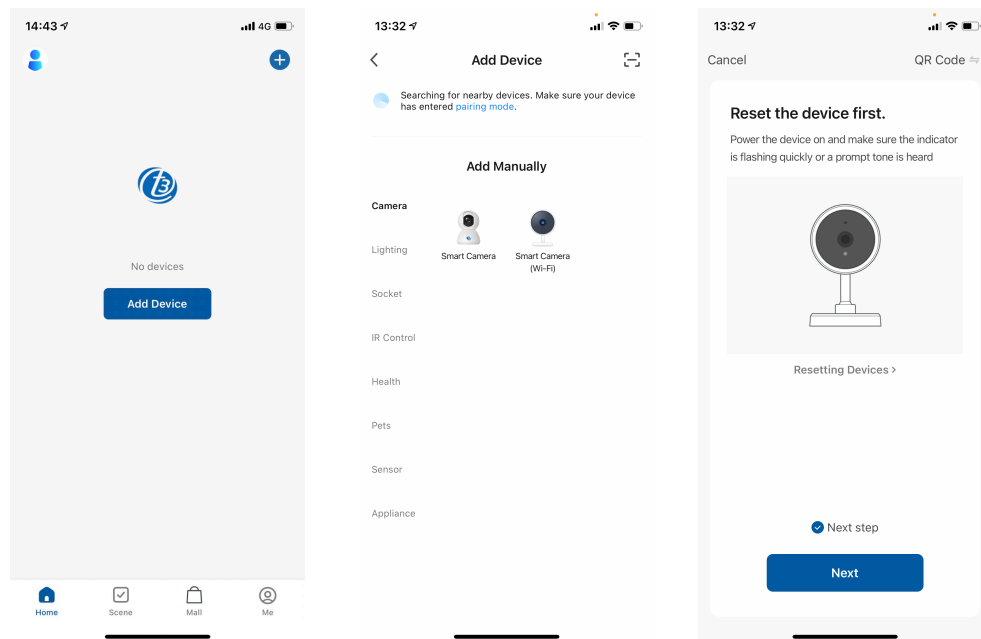


2. Create an account with your mobile number and authentication code.

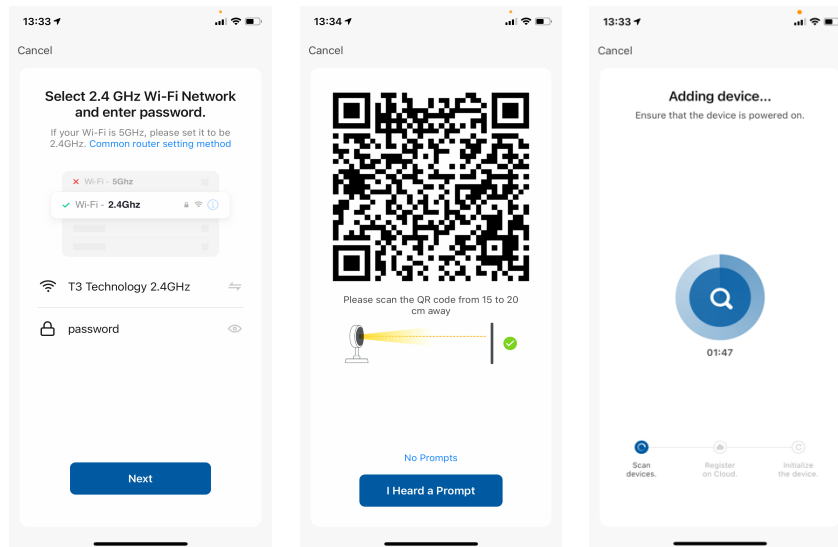


- Make sure Wi-Fi is available and connected to Wi-Fi 2.4GHz.
- Connect the camera to the power, then wait till you can hear the camera prompt. After you hear it, System startup is ready to connect.

3. Open "T3 Smart "APP, press "+" or Add Device in the main screen then click "Camera" and choose "Smart Camera" to add camera and read the instruction before tick and click "Next step".



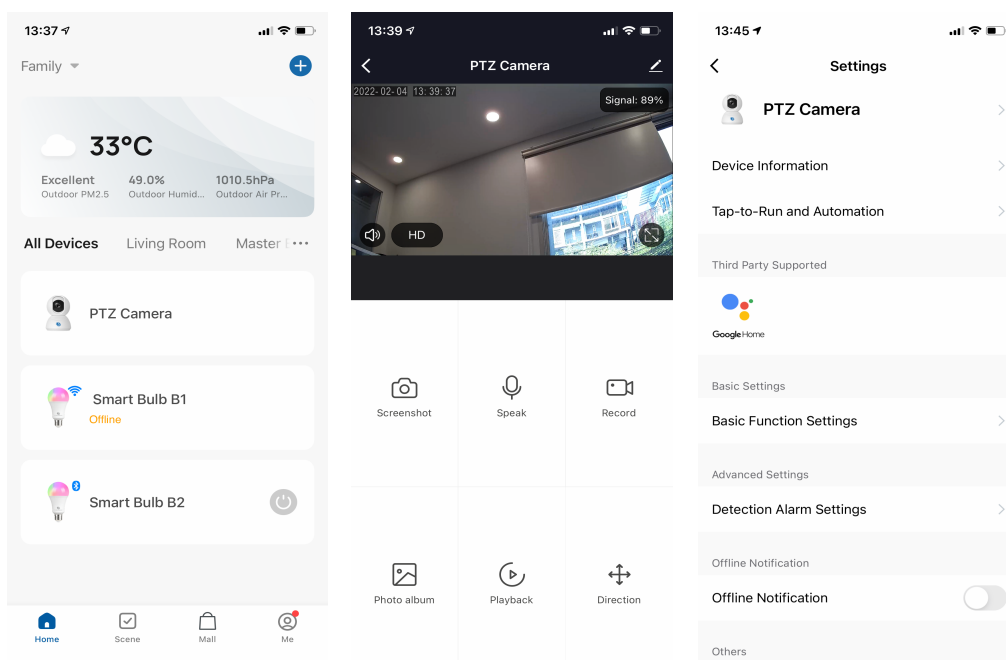
4. Choose wifi 2.4 GHz only, enter the password and press next. the phone screen will appear QR code. Show QR code infront of smart camera (the camera is about 20-30 cm away from the mobile phone lens). After hearing scanning, press I heard a prompt. The application will adding the camera to application.









◆ How to use Application

Once the device has been added to the T3 Smart App successfully. Users can use various camera functions through the application as follows:

- Tap “PTZ Camera” then you can control it on Application.



 Screenshot	Tap to make a screenshot
 Speak	Tap to open/off microphone to speak
 Record	Tap to record Video
 Photo album	Tap to see photo album
 Playback	Tap to see playback Video
 Direction	Tap to control direction

To setting camera press pen icon in the top on the right conner.

- Basic function setting including Flip screen and talk mode
- Detection Alarm setting including Motion detection alarm, Motion tracking and schedule.
- Offline nontification setting